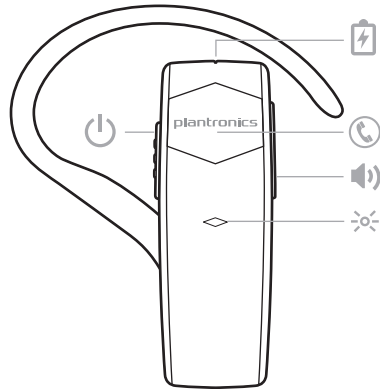


Plantronics Explorer 10 Headset Overview



Charge port



Call button



Volume button: Cycle through volume settings

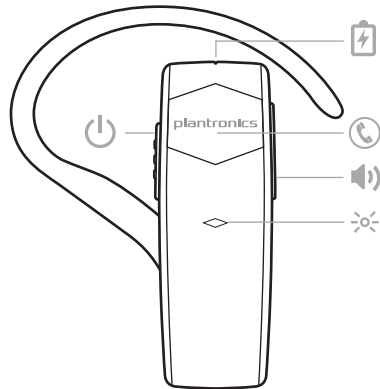


Headset LED (indicator light)



Power button


The Basics




Answer or end a call

Tap the Call  button.


Adjust the volume

Tap the Volume button  to cycle through preset levels.


Mute

While on an active call, press and hold the Volume button  for 2 seconds. You hear "mute on" or "mute off."



Redial

To call your last number dialed, double tap the Call button .

Voice dial (phone feature)

Press the Call button  for 2 seconds, wait for the phone prompt and then tell the phone to dial the name of a stored contact.

Toggle Voice Prompt
On/Off

When the headset is powered on and you are not on a call the voice prompts can be turned off by pushing the volume  button and the call  button for more than 4 seconds.

Specifications

Talk Time	Up to 11 hours
Standby Time	Up to 12 days
Operating Distance (Range)	Up to 33 feet (10 meters), Class II
Headset Weight	11 grams
Charge Connector	Micro USB charging
Battery Type	Rechargeable non-replaceable lithium ion polymer
Charge Time (Maximum)	2 hours for full
Power Requirements	5V DC – 180mA
Bluetooth Version	Bluetooth v3.0
Bluetooth Profiles	Hands-Free (HFP) Profile 1.6 and Headset (HSP) Profile 1.2; Advanced Audio Distribution Profile (A2DP)
Operating Temperature	32°F - 122°F (0 - 50°C)
Storage Temperature	-40°F - 185°F (-40 - 85°C)
Charging Temperature	32°F - 104°F (0 - 40°C)
